



Plainsawn, Quartersawn, Riftsawn

Diagram and Explanation of Cutting Methods and It's Impact on Floor Design

When planks are cut from a log, there are multiple sawing methods that can be used, these are described in the industry as plainsawn, quarter sawn and rift sawn.

Each of these methods has an impact on the overall appearance and cost of the floor since they are cut different from the log and result in more or less yield from the timber. When making a selection, consider the attributes and appearance of each style.

Quartersawn or Riftsawn wood flooring is perceived as being more stable because of the cutting method used, however the stability of the wide plank floor, once it is installed, is also determined by the age of the timber, how the wood was dried, graded and milled.

In fact, regardless of whether you use plainsawn, quartersawn, or riftsawn flooring, Carlisle wide plank floors are:

- Suitable for Concrete slab subfloors
- Radiant heat compatible
- Suitable for waterfront environments
- Suitable for residential or commercial spaces

When the time comes to make a final selection, choose a floor based on the *look* you want to create not the cutting method that was used.

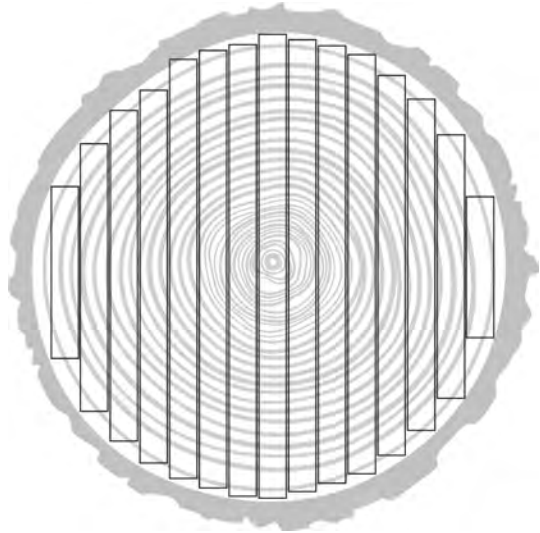
DID YOU KNOW?

When considering a Carlisle Quartersawn White Oak floor, it will be a combination of Quarter and Rift Sawn, unless otherwise specified.

PLAINSAWN

HOW IT'S MADE

Carlisle plainsawn boards are cut from the very center of the most mature timbers, referred to as the cant of the log. This is the oldest, most stable part of the tree.



Expect to see oval shaped figuring throughout the center of the board, referred to as "cathedraling", with straight, linear, rift and quartersawn vertical grain throughout, and along the edges, of the board. Will have natural variation of colors between heartwood and sapwood.

CARLISLE SPECS

Species Available: All

Structure: Solid and Engineered

Profile: 3/4" Tongue & groove and
5/8" tongue & groove

Widths: Average 8" wide (varies depending on species)
Industry average is 4" wide

Lengths: 2-12' random, average 6-7'
Industry average is 3 3/4' long

Grade: Original, Signature or Heirloom Grade

Original Grade will reveal more of the natural character of the timber; Heirloom Grade creates a more formal look; Signature Grade can be used as a balance between the two.



Lamp Shade, from the *Traditional Collection*

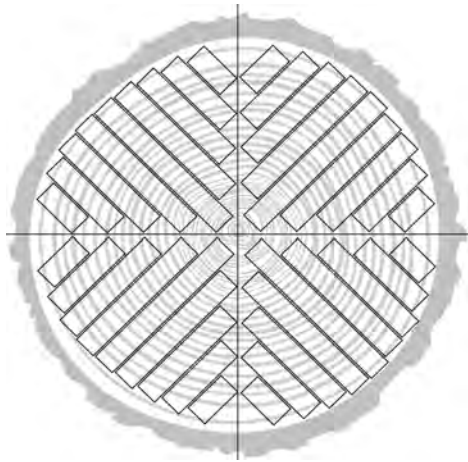
DID YOU KNOW?

Carlisle is the original source for restoration quality wide plank flooring, crafting plainsawn wide plank floors, up to 19" wide, for over half a century.

QUARTERSAWN

HOW IT'S MADE

The log is cut at a radial angle into four quarters, then individual boards are cut at a 60-90 degree angle. This method requires a high degree of technical skill and patience.



Expect to see straight, linear, rift and quartersawn vertical grain throughout, along with vibrant ray flecks which appear as "tiger stripes" across the boards. Will have natural variation of colors throughout the floor.

CARLISLE SPECS

Species Available: Quartersawn White Oak & Red Oak

Structure: Solid and Engineered

Profile: 3/4" Tongue & groove and
5/8" tongue & groove

Widths: Average 8" wide (varies depending on species)
Industry average is 2 1/4" wide

Lengths: 2-12 random, average 5'
Industry average is 3 3/4' long

Grade: Heirloom Grade

Heirloom Grade has minimal knots and character and will create a more formal look.

DID YOU KNOW?

The National Wood Flooring Association accepts any board as "Quarter Sawn" as long as it was cut from a log at a 45 to 90 degree angle. Here at Carlisle, we grade each board and selecting those from a for 60-90 degree cut only. This creates a more cohesive look and enhances stability.

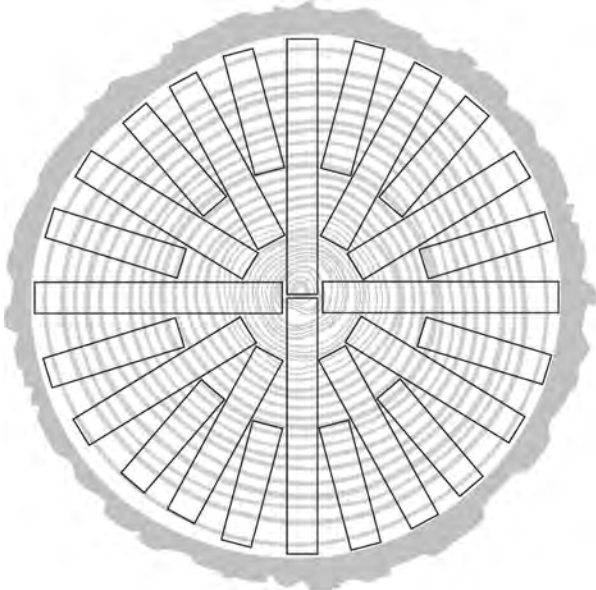


Ginger Beer, from the *Elegant Collection*

RIFTSAWN

HOW IT'S MADE

Cut from the log at a 30-60 degree angle. This method requires a high degree of technical skill, is very time consuming and results in a high amount of waste.



Expect to see straight, linear, rift vertical grain throughout, minimal ray flecks but some may appear along the edges, especially in wider planks. Will have natural variation of colors throughout the floor.

CARLISLE SPECS

Species Available: Rift Sawn White Oak & Red Oak
Structure: Solid and Engineered

Profile: 3/4" Tongue & groove and
5/8" tongue & groove


Widths: Average 6" wide (varies depending on species)
Industry average is 2 1/4" wide

Lengths: 2-10 random, average 5'
Industry average is 2' long

Grade: Heirloom Grade
Heirloom Grade has minimal knots and character and will create a more formal look.

DID YOU KNOW?

Rift sawn wood flooring is one of the most difficult floors to produce, especially in wide planks. When specifying this floor factor in a longer than normal lead time, at least 10-12 weeks.



Rift Sawn White Oak, Custom Floor